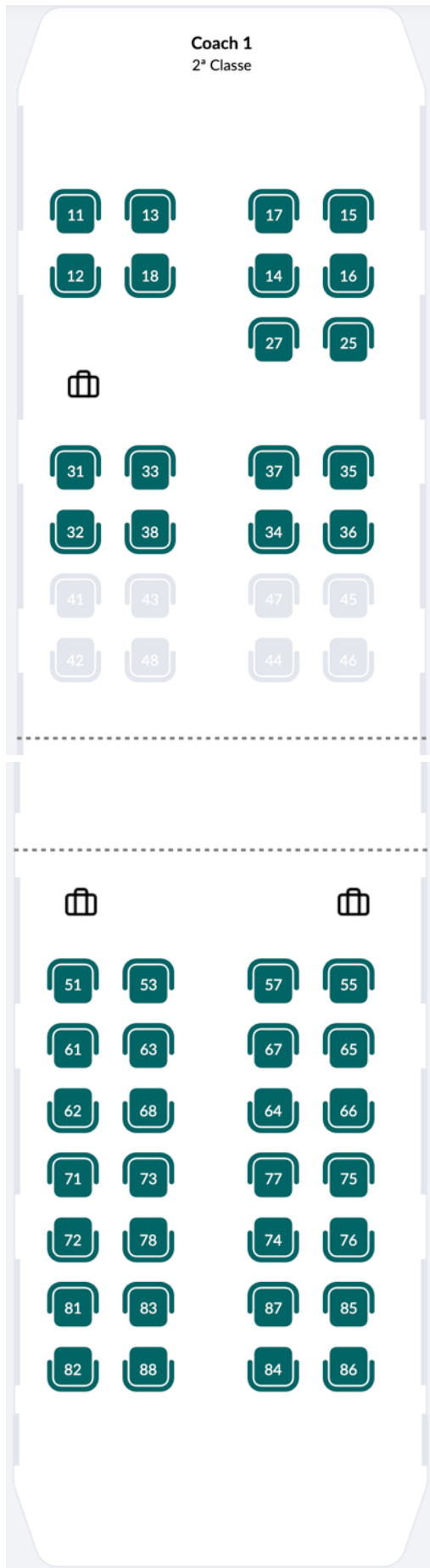


SBB Giruno seat map




Greyed out = **priority seats**

Coach 2
2^e Classe

WC


WC

WC




Greyed out = **priority seats**

Coach 3
2^e Classe



Bicycle spaces




Greyed out = priority seats

Coach 4
2^a Classe



Greyed out = **priority seats**



WC

WC

WC


Coach 5
2^a Classe




Coach 5 seats 51-86 = **family area**



Coach 6
2^e Classe



Greyed out = wheelchair spaces, 2nd class



Coach 7 = restaurant car

Coach 8
1ª Classe

11

15

12

16



21

25

22

24

26



Greyed out = wheelchair spaces, 1st class

31

35



32

36

41

45


42

46

Coach 9
1^a Classe



Greyed out = **priority seats**



Coach 10
1^a Classe Business

WC

WC

WC

11



21

23

25

22

24

26

31

33

35

32

34

36

41

43

45

42

44

46

Business area = 1st class seats 11-46 with tables to work at.

Greyed out = **priority seats**

51

53

55

52

54

56

62

71

75

66

72

76

